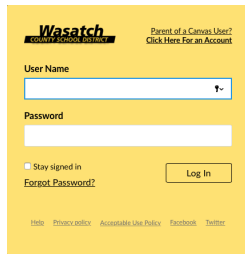


DLI Summer Bridge Help Sheet 2021

1. Login into Canvas (<http://wasatch.instructure.com>), this link can also be found on the district Dual Immersion Parent resources page or on your school's web page.

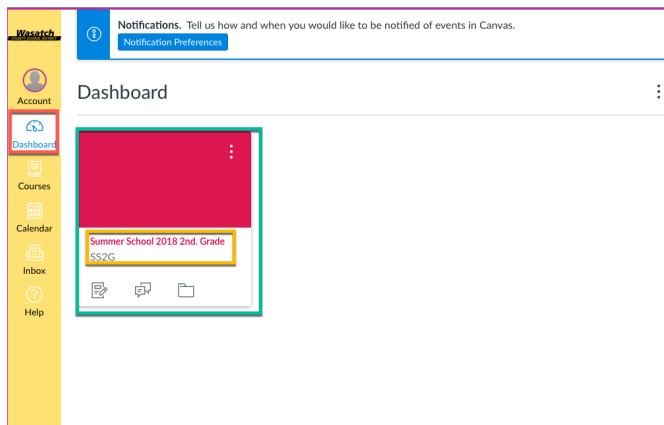


The username is your students first initial of their first name, first initial of their last name, and your students SIS number (AB#####)




The password is: Capital letter of your students first initial of their first name, in lower case the first three letters of their last name, and the last four numbers of their SIS number (Abcd#####)

2. The first time you enter, the prompt “accept course” will appear. Click this box to accept the course. The course will appear, click on the tile for the course.

To enter the course after the first time, login to canvas, select “Dashboard” from the menu bar on the left side. Then choose the Summer DLI course in which your student is enrolled. Notice: in the Course Tile, there is the name and grade level indicating the course content. Be sure it's the grade your child is entering next fall.



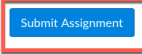
- Select the image with “Semana 1” or Week 1 from the course page. This will take you to the “calendario” calendar, on this page you will click on the activities according to each day lunes-Monday etc. See images below.

lunes	martes	miércoles
 <p>¿Qué aprenderé hoy?</p> <ul style="list-style-type: none"> Seré capaz de describir el volcán en una oración. 	 <p>¿Qué aprenderé hoy?</p> <ul style="list-style-type: none"> Seré capaz de identificar y enunciar el vocabulario nuevo contestando preguntas. Seré capaz de indetificar diptongos. 	 <p>¿Qué aprenderé hoy?</p> <ul style="list-style-type: none"> Seré capaz de comprender detalles por contestar preguntas en una prueba. Seré capaz de enunciar palabras desconocidas en una grabación de lectura.
<p>Actividad 1</p> <p>Antes de leer</p>	<p>Actividad 1</p> <p>Vocabulario</p>	<p>Actividad 1</p> <p>Escuchar y leer</p>
	<p>Actividad 2 & 3</p> <p>Parte 2 de</p> <p>[Redacted]</p>	<p>Actividad 2</p> <p>Comprender lo que lee</p>

- Reading: Use the hard cover textbook, Antologías for all the readings.

For Assignments:

1. Read the instructions and information related to the assignment in the window. To complete the assignment, click the *Submit Assignment* button.

SEMANA 1 Así se escribe. Divide palabras por sílabas. 

Due No Due Date Points 0 Submitting a text entry box or a file upload

De la siguiente lista, divide las palabras por sílabas y después agrupa las palabras que tengan una sílaba, las palabras que tengan 2 sílabas, las palabras que tengan 3 sílabas, las palabras que tengan 4 sílabas y las palabras que tengan 5 sílabas,

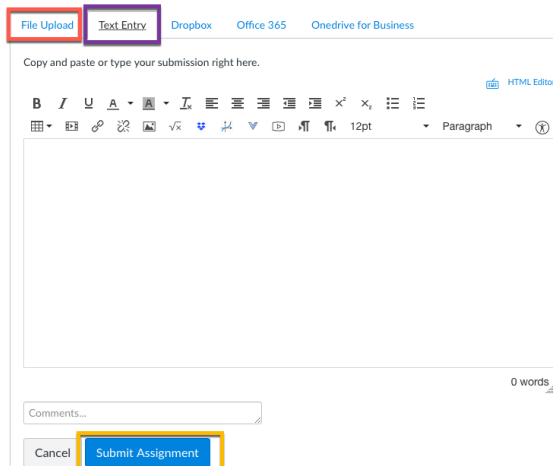
EJEMPLO:

sol
ratón
mesa
mariposa
lagartija
sol
payaso

1 sílaba	2 sílabas	3 sílabas	4 sílabas
sol	mesa	payaso	mariposa
	ratón		lagartija

2. The assignment can be completed in multiple ways. Students could create their responses to the assignment in a:
 - separate file - If they choose to create a separate file, be sure the format is docx, pdf, txt, or rtf.
 - Text box to enter their responses-text Entry option is easy to use!
 - Media recordings can be done on a computer, if using an iPad, use the application “voice memo” and the student can upload the file to the corresponding assignment.

Click the Submit Assignment button at the bottom of the page when ready.



File Upload **Text Entry** Dropbox Office 365 Onedrive for Business

Copy and paste or type your submission right here.

HTML Editor

B *I* U **A** 12pt Paragraph

0 words

Comments...

Cancel **Submit Assignment**

Quizzes

1. Click the *Take the Quiz* button to begin the quiz.

SEMANA 1 Comprendo lo que leí

Due No due date Points 5 Questions 5
Available May 23 at 12am - Aug 31 at 11:59pm 3 months Time Limit None

Take the Quiz

◀ Previous

Next ▶

Grades

1. To view your students grades and progress in this course, choose *Grades* from the Course Menu. This view will display each assignment, or quiz given in the course, the points earned, and the points possible with the totals at the bottom of the screen.

Home Assignments Discussions **Grades** People Files Syllabus Quizzes Modules Conferences Collaborations Class Notebook Office 365 Discovery Education

Grades for [REDACTED] Print

Arrange By: Due Date Apply

Name	Due	Score	Out of
SEMANA 1 Así se dice. ADJETIVOS	Aug 31 by 11:59pm	?	10
SEMANA 1 Antes de leer		-	0
SEMANA 1 Así se escribe. Divide palabras por sílabas.		-	0
SEMANA 1 Comprendo lo que leí		-	5
SEMANA 1 Lectura "La gran lluvia" pag. 25		-	0
SEMANA 2 . Palabras que riman.		-	0
SEMANA 2 " Tres años de amor"		-	0